

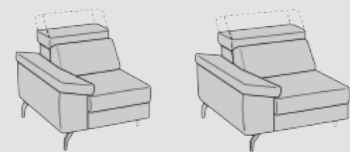
GAMMA

-Poltrona
-Fauteuil
-Chair



118

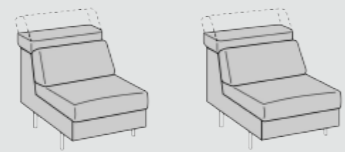
-Poltrona 1br
-Bat 1p
-Chair 1arm



90

110

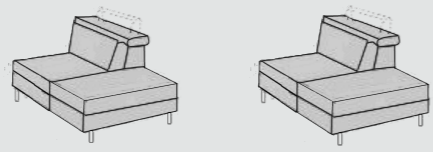
-Poltrona centrale
-Chaise
-Chair no arms



62

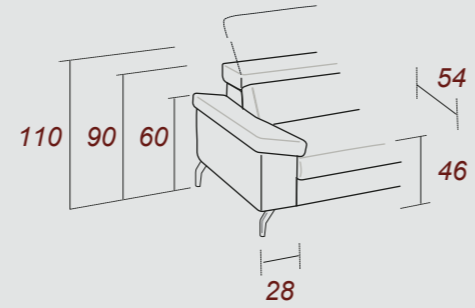
82

-Poltrona terminale
-Fauteuil terminale
-Terminal chair



113

133

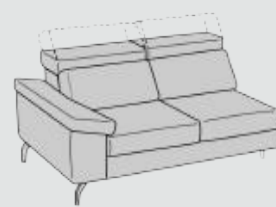


-2 Posti
-2 Places
-2 Seaters



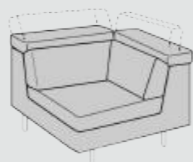
180

-2 Posti 1br
-Bat 2p
-2st 1arm



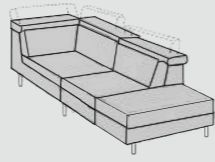
152

-Angolo
-Angle
-Corner

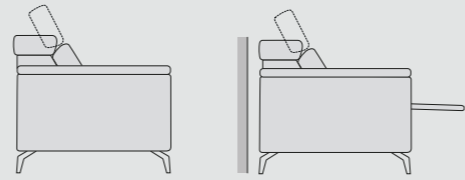


110 x 110

-Angolo terminale
-Angle terminal
-Terminal corner



110 x 222



104

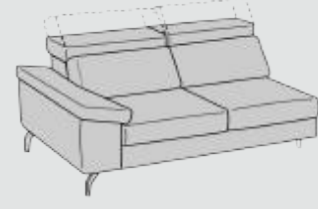
160

-3 Posti
-3 Places
-3 Seaters



220

-3 Posti 1br
-Bat 3p
-3st 1arm



192

-Chaise Longue




90 x 170



110 x 170



OPTIONAL



Pulsantiera Touch

Connettore USB

NON DI SERIE

Touch control panel

USB connector

NOT SERIES

Panneau de commande tactile

Connecteur USB

HORS SÉRIE

Attacco elettrico, di serie

Electric connection, standard.

Connexion électrique, standard.

OPTIONAL

Alimentatore e batteria ricaricabile.

Power supply and battery rechargeable.

Alimentation et batterie rechargeable.

NON DI SERIE

NOT SERIES

HORS SÉRIE

Fusto
Assemblaggio
Cinghie
Schienale
Braccioli
Seduta

Abete / multistrato / truciolare
Assemblaggio con colla e chiodi
Cinghie elastiche ad alta resistenza, intrecciate e incollate
Poliuretano espanso 21 kg/m3
Poliuretano espanso 21 kg/m3
Poliuretano espanso 35 kg/m3

Carcasse
Assemblage
Sangles
Dossiers
Accoudoirs
Assises

Sapin / Bois aggloméré EL / Fibres en bois / Multicouche peuplier
Emboîtement avec colle, clous et pointes
Elastiques à haute résistance, tressées et clouées
Mousse polyuréthane 21 kg/m3
Mousse polyuréthane 21 kg/m3
Mousse polyuréthane 35 kg/m3

Frame
Assembly
Belts
Back Seat
Arms
Cushion Seat

Wood and derived
Assembly with screws and glue
Elastic and crossing belts
Mousse Polyurethane 21 kg/m3
Mousse Polyurethane 21 kg/m3
Mousse Polyurethane 35 kg/m3



No Finitura Piedi
No Piedes Finition
No Feet Finishing