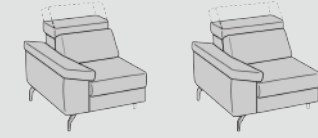


LUMINOR

- Poltrona
-Fauteuil
-Chair
- Poltrona 1br
-Bat 1p
-Chair 1arm
- Poltrona centrale
-Chaufeuse
-Chair no arms
- Poltrona Terminale
-Fauteuil Terminal
-Terminal Chair

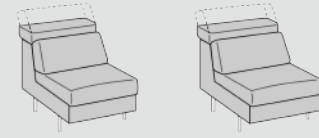


112



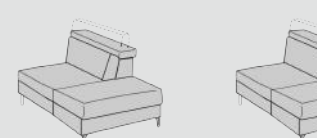
90

102



68

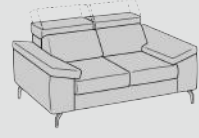
80



128

138

- 2 Posti
-2 Places
-2 Seaters

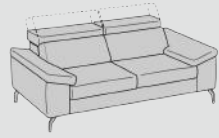


180

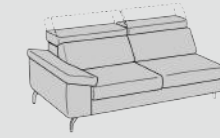


158

- 3 Posti
-3 Places
-3 Seaters

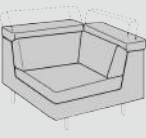


204



182

- Angolo quadro
-Angle carre
-Square corner



110 x 110

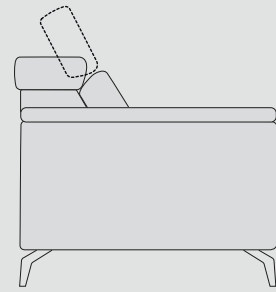
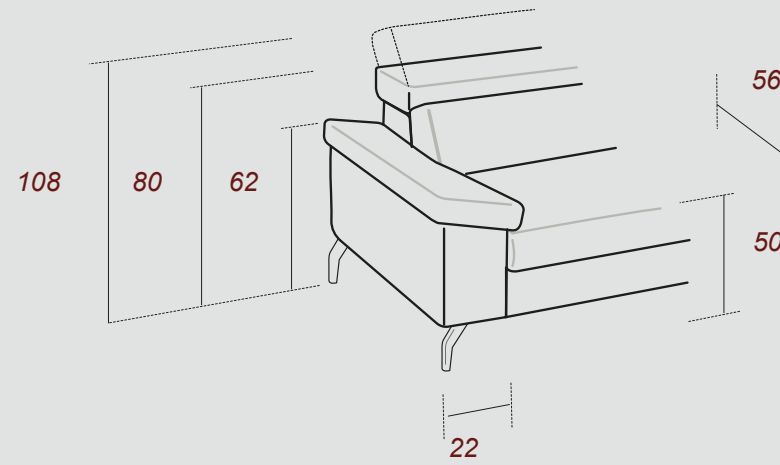
- Chaise Longue



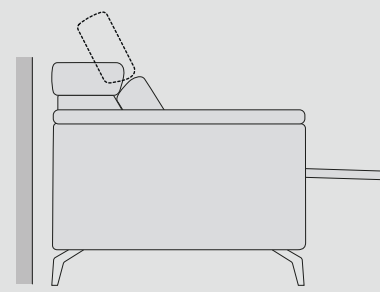
90 x 166



102 x 166



106



164




Fusto Abete / multistrato / truciolare
Assemblaggio Assemblaggio con colla e chiodi
Cinghie Cinghie elastiche ad alta resistenza, intrecciate e incollate
Schienale Poliuretano espanso 21 kg/m3
Braccioli Poliuretano espanso 21 kg/m3
Seduta Poliuretano espanso 35 kg/m3

Carcasse Sapin / Bois aggloméré EL / Fibres en bois/ Multicouche peuplier
Assemblage Emboîtement avec colle, clous et pointes
Sangles Elastiques à haute résistance, tressées et clouées
Dossiers Mousse polyuréthane 21 kg/m3
Accoudoirs Mousse polyuréthane 21 kg/m3
Assises Mousse polyuréthane 35 kg/m3

Frame Wood and derived
Assembly Assembly with screws and glue
Belts Elastic and crossing belts
Back Seat Mousse Polyurethane 21 kg/m3
Arms Mousse Polyurethane 21 kg/m3
Cushion Seat Mousse Polyurethane 35 kg/m3

Finitura Piedi in Metallo
Finition des Piedes Métal
Feet Metal Finishing



OPTION TETIERES ELECTRIQUES

