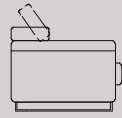


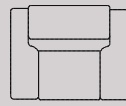
MAXIM



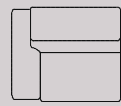
73 / 100



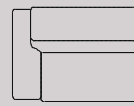
111



122



91



110

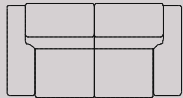


60



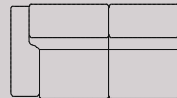
79

2 p
2 p
2 STR




182

2 p 1 BR
Bat 2pl
2 STR RHF/LHF




151

3 p
3 p
3 STR



220

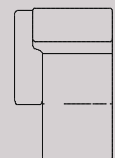
3 p 1 BR
Bat 3pl
3 STR RHF/LHF



189

S

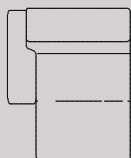
CHAISE LONGUE



91 x (170 X 73) x 101

L

CHAISE LONGUE



110 x (170 X 73) x 101

S

Poltrona
Fauteuil
Chair

L

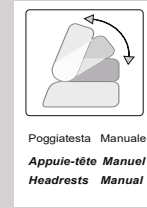
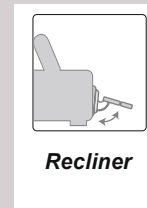
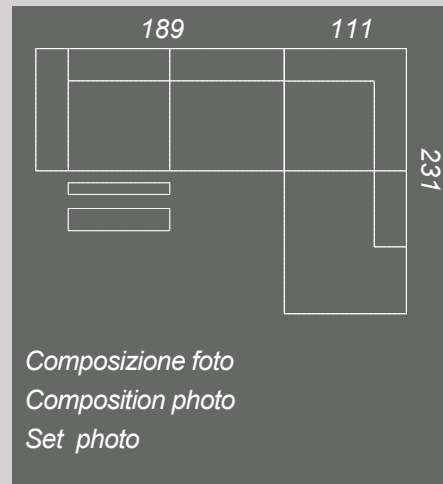
Poltrona 1BR
Bat 1pl
Chair RHF/LHF

S

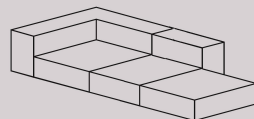
Poltrona centrale
Chauffeuse
Armless Chair

L

Poltrona centrale
Chauffeuse
Armless Chair

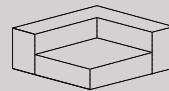


Angolo Terminale
Angle Terminal
Terminal Corner



231x111x101(H)

Angolo quadro
Angle carré
Square corner



111x111x101(H)



Fusto
Assemblaggio
Cinghie
Schienale
Braccioli
Seduta

Abete / multistrato / truciolare
Assemblaggio con colla e chiodi
Cinghie elastiche ad alta resistenza, intrecciate e incollate
Poliuretano espanso 22 kg/m3
Poliuretano espanso 18 kg/m3
Poliuretano espanso 35 kg/m3



Carcasse
Assemblage
Sangles
Dossiers
Accoudoirs
Assises

Sapin / Bois aggloméré EL / Fibres en bois / Multicouche peuplier
Emboîtement avec colle, clous et pointes
Elastiques à haute résistance, tressées et clouées
Mousse polyuréthane 22 kg/m3
Mousse polyuréthane 18 kg/m3
Mousse polyuréthane 35 kg/m3




Frame
Assembly
Belts
Back Seat
Arms
Cushion Seat


Wood and derived
Assembly with screws and glue
Elastic and crossing belts
Mousse Polyurethane 22 kg/m3
Mousse Polyurethane 18 kg/m3
Mousse Polyurethane 35 kg/m3

Finitura Piedi in Metallo
Finition des Piedes Métal
Feet Metal Finishing

S = Small
M = Medium
L = Large




MOKA




GRAFITE



CHROME



BLACK



FUME'