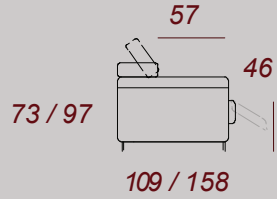


SEPHORA



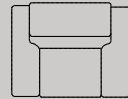
S

L

S

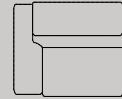
L

Poltrona
fauteuil
CHAIR



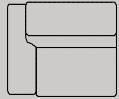
122

Poltrona 1BR
Bat 1pl
CHAIR RHF/LHF



110

Poltrona 1BR
Bat 1pl
CHAIR RHF/LHF




91

Poltrona centrale
Chauffeuse
ARMLESS CHAIR



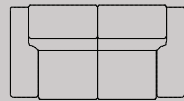
60

Poltrona centrale
Chauffeuse
ARMLESS CHAIR



80

2p
2pl
2STR



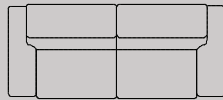
182

2p 1BR
Bat 2pl
2STR RHF/LHF



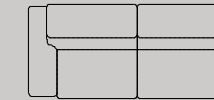
151

3p
3pl
3STR



220

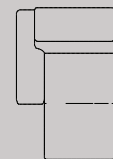
3p 1BR
Bat 3pl
3STR RHF/LHF



189

Chaise longue
Chaiselongue
CHAISE LONGUE

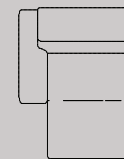
S



91 x 170 x 73

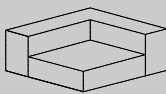
Chaise longue
Chaise longue
CHAISE LONGUE

L



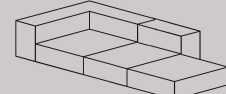
110 x 170 x 73

Angolo quadro
ANGLE CARRE'
Square corner

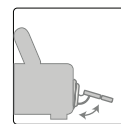
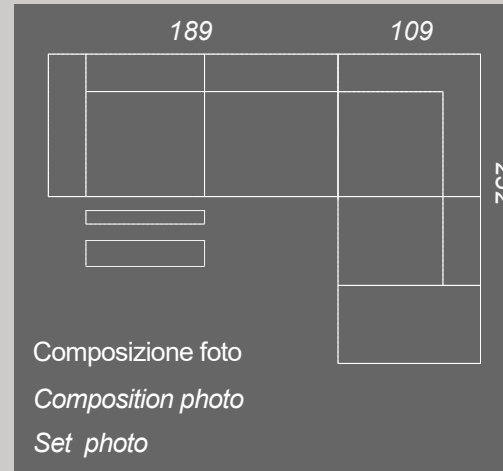


108 x 108 x 73 (H)

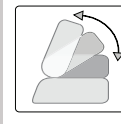
Angolo terminale
Angle terminal
TERMINAL CORNER



232 x 109 x 73 (H)



Recliner



Poggiatesta Manuale
Appuie-tête Manuel
Headrests Manual



Pulsantiera
Button



- Fusto** Abete / multistrato / truciolare
 - Assemblaggio** Assemblaggio con colla e chiodi
 - Cinghie** Cinghie elastiche ad alta resistenza, intrecciate e incollate
 - Schienale** Poliuretano espanso 22 kg/m³
 - Braccioli** Poliuretano espanso 18 kg/m³
 - Seduta** Poliuretano espanso 35 kg/m³
-
- Carcasse** Sapin / Bois aggloméré EL / Fibres en bois/ Multicouche peuplier
 - Assemblage** Emboîtement avec colle, clous et pointes
 - Sangles** Élastiques à haute résistance, tressées et clouées
 - Dossiers** Mousse polyuréthane 22 kg/m³
 - Accoudoirs** Mousse polyuréthane 18 kg/m³
 - Assises** Mousse polyuréthane 35 kg/m³
-
- Frame** Wood and derived
 - Assembly** Assembly with screws and glue
 - Belts** Elastic and crossing belts
 - Back Seat** Mousse Polyurethane 22 kg/m³
 - Arms** Mousse Polyurethane 18 kg/m³
 - Cushion Seat** Mousse Polyurethane 35 kg/m³

Finitura Piedi in Metallo
Finition des Piedes Métal
Feet Metal Finishing

S = Small
M = Medium
L = Large



MOKA

GRAFITE

CHROME

BLACK

FUME'