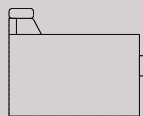


83 / 105



107

S

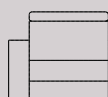
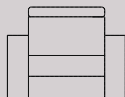
L

TALLIN

Poltrona
Fauteuil
Chair

poltrona 1BR
Bat 1pl
Chair RHF/LHF

poltrona 1BR
Bat 1pl
Chair RHF/LHF



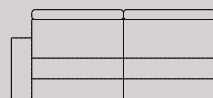
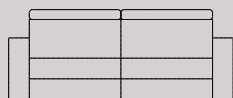
110

80

100

2 p
2pl
2 STR

2p 1BR
Bat 2pl
2P STR RHF/LHF





160

145

3 p
3pl
3 STR

3p 1BR
Bat 3pl
3P STR RHF/LHF



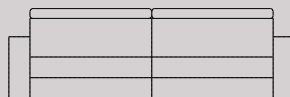
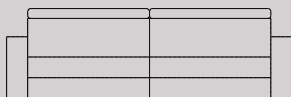
200

183

3p letto mat.120
3pl couch.120
3P STR bed .120

3p letto mat.140
3pl couch.140
3P STR bed 140

3p 1BR letto mat.160
3pl couch.160
3P STR bed mat.160



180




200

220

3p 1BR letto mat.120
Bat 3pl couch.120
3P STR RHF/LHF bed mat.120

3p 1BR letto mat.140
Bat 3pl couch.140
3P STR RHF/LHF bed mat.140


3p 1BR letto mat.160
Bat 3pl couch.160
3P STR RHF/LHF bed mat.160



163

183

203



Angolo quadro
ANGLE CARRE'
Square corner



113 x 113 x 87



S = Small
M = Medium
L = Large



- STRUTTURA *Legno e derivati - Molle Greche*
- SPALLIERA *Poliuretano espanso 21Kg/m³*
- BRACCIOLI *Poliuretano espanso 18 Kg/m³*
- SEDUTA *Poliuretano espanso 30Kg/m³*
- POGGIATESTA CON CRICCHETTO
- CARCASSE *Sapin / Bois aggloméré EL / Fibres en bois / Multicouche*
- DOSSIERS *Mousse polyuréthane 21Kg/m³*
- ACCOUDOIRS *Mousse polyuréthane 18 Kg/m³*
- ASSISES *Mousse polyuréthane 30 Kg/m³*
- TETIERE ACTIVE
- CARCASS *Wood and derived - elastic brand*
- BACK SEAT *Polyurethane 21Kg*
- ARMS *Polyurethane 18 Kg*
- CUSHION SEAT *Polyurethane 30 KG*
- ADJUSTABLE HEADREST

No Finitura Piedi
No Piedes Finition
No Feet Finishing
g

