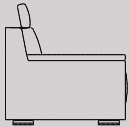
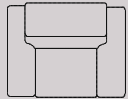
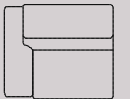










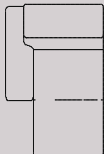
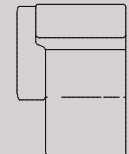
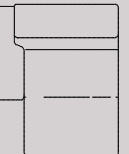
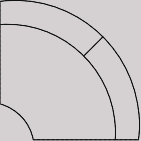






VELVET

| | | | | | | | |
|-----|---|---|---|---|---|---|---|
| | | S | M | L | S | M | L |
| | Poltrona fauteuil CHAIR | Poltrona 1BR Bat 1pl CHAIR RHF/LHF | Poltrona 1BR Bat 1pl CHAIR RHF/LHF | Poltrona 1BR Bat 1pl CHAIR RHF/LHF | Poltrona centrale Chauffeuse ARMLESS CHAIR | Poltrona centrale Chauffeuse ARMLESS CHAIR | Poltrona centrale Chauffeuse ARMLESS CHAIR |
| 100 |  |  |  |  |  |  |  |
| | 94 | 88 | 72 | 88 | 98 | 56 | 72 |
| | 2 p 2pl 2STR | 2 p 1 BR Bat 2pl 2STR RHF/LHF | | | | | |
| |  |  | | | | | |
| | 144 | 128 | | | | | |
| | 2 p 2pl 2 STR | 2 p 1 BR Bat 2pl 2 STR RHF/LHF | | | | | |
| |  |  | | | | | |
| | 175 | 159 | | | | | |
| | 3 p 3pl 3 STR | 3 p 1 BR Bat 3pl 3 STR RHF/LHF | | | | | |
| |  |  | | | | | |
| | 195 | 180 | | | | | |
| | Chaise longue Chaise longue CHAISE LONGUE | Chaise longue Chaise longue CHAISE LONGUE | Chaise longue Chaise longue CHAISE LONGUE | Angolo Tondo Angle arrondi SQUARED CORNER | POUF terminale POUF terminal POUF TERMINAL | | |
| |  |  |  |  |  | | |
| | 72 x 160 x 100 | 88 x 160 x 100 | 98 x 160 x 100 | 107x107x100 (H) | 60x94 x47 (H) | | |



-  **Fusto** Abete / multistrato / truciolare
- Assemblaggio** Assemblaggio con colla e chiodi
- Cinghie** Cinghie elastiche ad alta resistenza, intrecciate e incollate
- Schienale** Ovatta
- Braccioli** Poliuretano espanso 18 kg/m3
- Seduta** Poliuretano espanso 35 kg/m3

-  **Carcasse** Sapin / Bois aggloméré EL / Fibres en bois/ Multicouche peuplier
- Assemblage** Emboîtement avec colle, clous et pointes
- Sangles** Elastiques à haute résistance, tressées et clouées
- Dossiers** Ouate
- Accoudoirs** Mousse polyuréthane 18 kg/m3
- Assises** Mousse polyuréthane 35 kg/m3

-  **Frame** Wood and derived
- Assembly** Assembly with screws and glue
- Belts** Elastic and crossing belts
- Back Seat** Wadding
- Arms** Mousse Polyurethane 18 kg/m3
- Cushion Seat** Mousse Polyurethane 35 kg/m3



No Finitura Piedi
No Piedes Finition
No Feet Finishing

S = Small
M = Medium
L = Large